

# IUCLID Cloud



## Overview

- What is the IUCLID Cloud?
- What are the benefits of using IUCLID Cloud?
- How to access and use the IUCLID Cloud
- What functionalities are available?
- Where to find more information about IUCLID Cloud

## What is the IUCLID Cloud?

A simpler IUCLID provided as a cloud service to prepare for the REACH 2018 deadline!



**SMEs and their consultants**



Anyone who wants to test

# What are the benefits of using IUCLID in the Cloud?

## **SMEs:**

- ECHA takes care of the IT infrastructure.
- Simpler interface, focus on the REACH Registration 2018 deadline.
- Reduced risks of data loss (backup system managed by ECHA)
- Work anywhere/anytime via web browser over internet.
- Easy to delegate access to consultants.

## **Consultants:**

In addition to all the advantages the SMEs have:

- Give your clients "more value for their money"
- Provide a more transparent and interactive service to your clients
- Opportunity to organize IUCLID trainings

# How to access IUCLID Cloud

<https://echa.europa.eu/support/dossier-submission-tools/echa-cloud-services>

Already a REACH-IT, R4BP 3 or ePIC user? **Then just login!**



Are you a new user of ECHA's IT tools? **Then sign up here!**

## Welcome to ECHA Cloud Services

### Login

If you already have an ECHA Account, for example to access REACH-IT, please log in here.

Log in

### Register

If you do not have an ECHA Account, you can create one and then assign a legal entity to it.

For more information please see the [Q&A](#).

Register

## Cloud services



### IUCLID Cloud for SMEs

This service is aimed for SME users that need to prepare registration dossiers under REACH for the upcoming 2018 deadline. The service provides the user with up to 1 GB of data storage, fully managed backups and dedicated helpdesk support.

[Read more >](#)

[Subscribe >](#)

First, you need to subscribe to the service



### IUCLID Cloud Trial

This service is designed for users who wish to get familiarised with a trial version of IUCLID Cloud before starting to use the IUCLID Cloud for SMEs service. This trial service is provided with 100MB data storage, no backups or dedicated helpdesk support, but will always be updated to the latest release of the IUCLID application automatically.

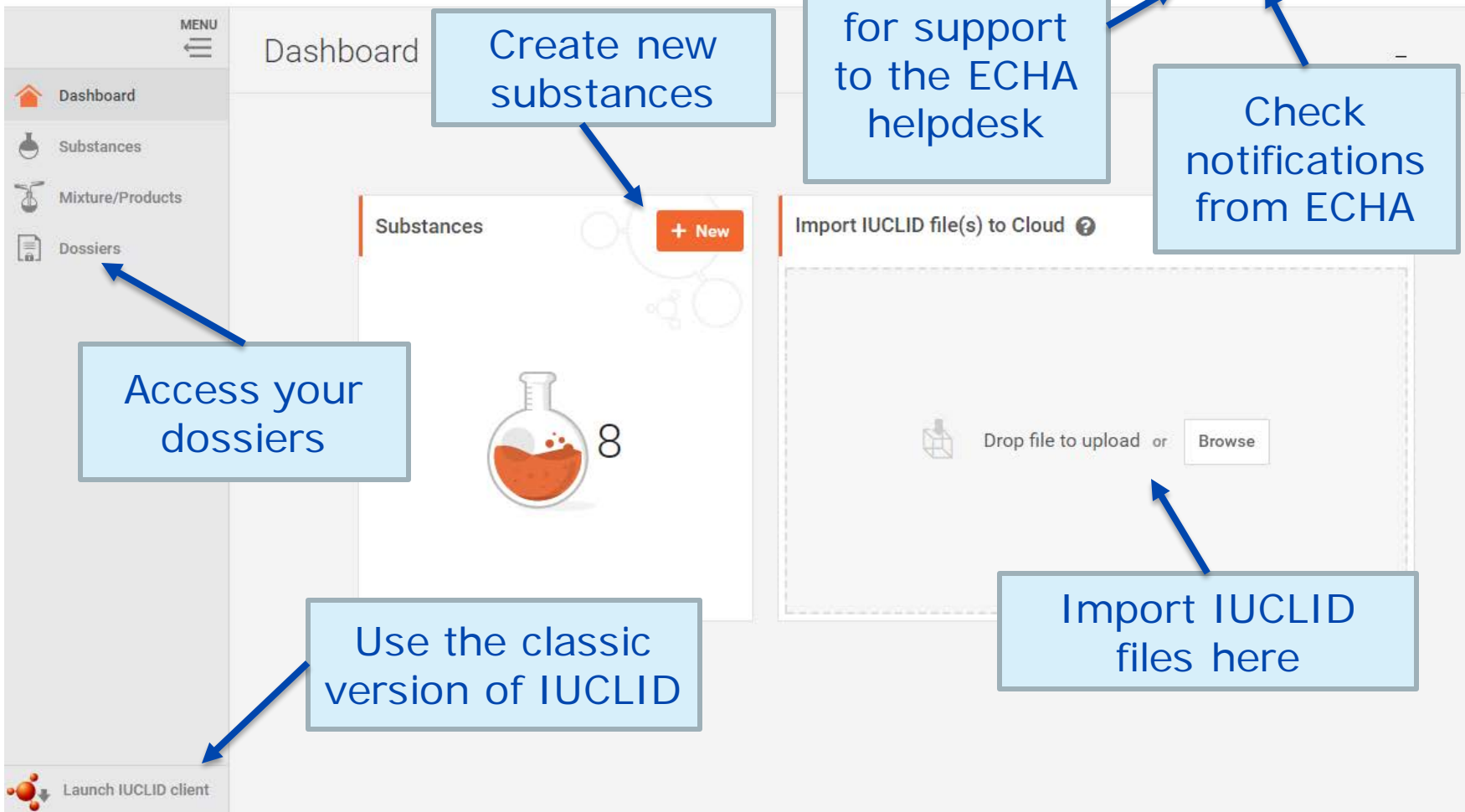
[Read more >](#)

[Access service >](#)

[Manage service >](#)

Once subscribed, you can access the service

Here you can check the information about the service



**Dashboard**

**Substances** + New

**Import IUCLID file(s) to Cloud** ?

Drop file to upload or

**Access your dossiers**

**Create new substances**

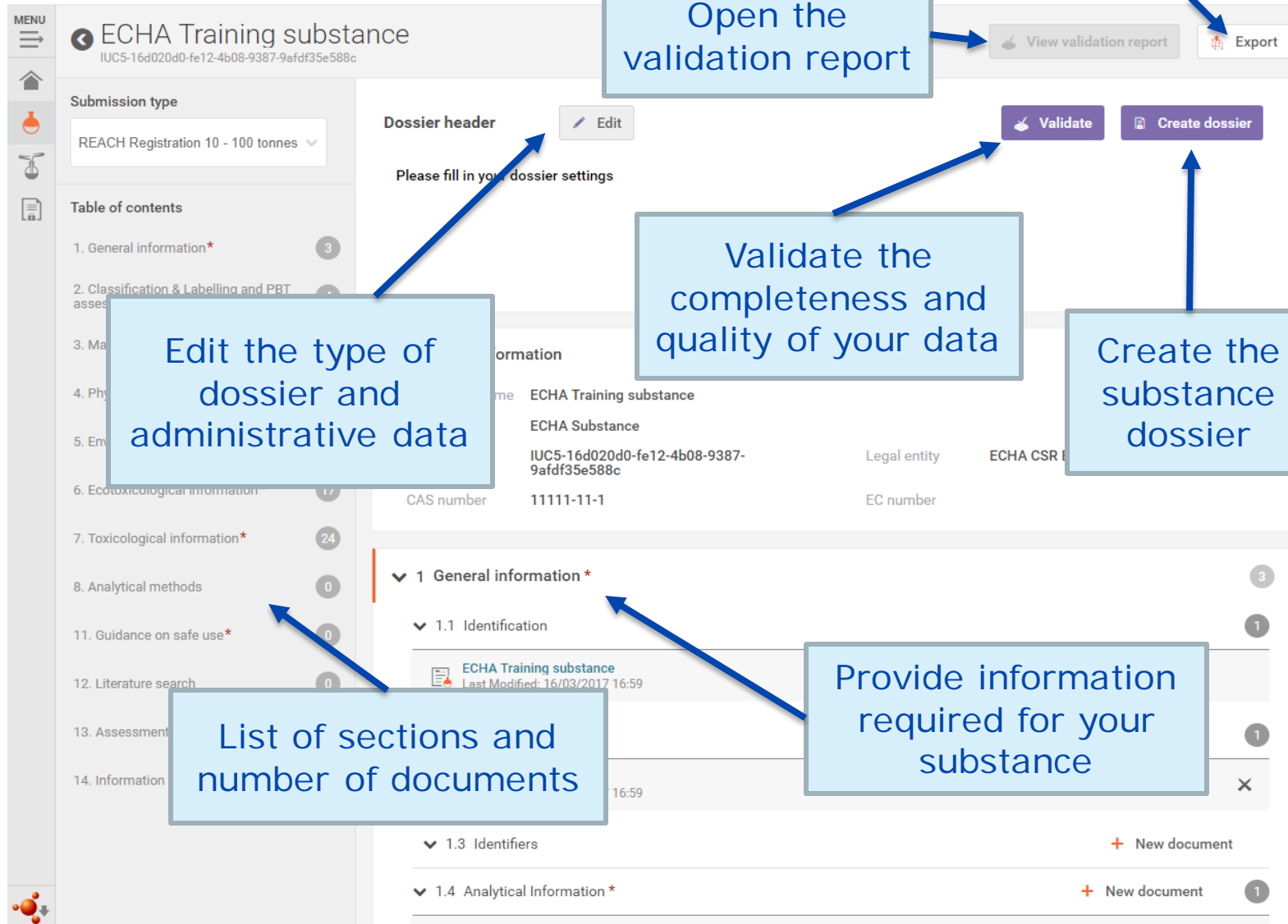
**View the Q&A or ask for support to the ECHA helpdesk**

**Check notifications from ECHA**

**Use the classic version of IUCLID**

**Import IUCLID files here**

**Launch IUCLID client**



The screenshot shows the ECHA Training substance dossier page. The page title is "ECHA Training substance" with the ID "IUC5-16d020d0-fe12-4b08-9387-9afdf35e588c". The submission type is "REACH Registration 10 - 100 tonnes". The page is divided into sections: "Dossier header", "Table of contents", and "General information". The "Table of contents" lists sections 1 through 14 with document counts. The "General information" section is expanded to show "1.1 Identification" and "1.3 Identifiers". The "Dossier header" section contains fields for "Name", "ECHA Substance", "CAS number", "Legal entity", and "EC number". The "Dossier header" section has an "Edit" button. The "Table of contents" section has a "Dossier header" button. The "General information" section has a "Validate" button and a "Create dossier" button. The "Export" button is located in the top right corner. The "View validation report" button is located in the top right corner. The "Export" button is located in the top right corner.

**Annotations:**

- Edit the type of dossier and administrative data:** Points to the "Edit" button in the Dossier header section.
- Open the validation report:** Points to the "View validation report" button in the top right corner.
- Export your substance:** Points to the "Export" button in the top right corner.
- Validate the completeness and quality of your data:** Points to the "Validate" button in the General information section.
- Create the substance dossier:** Points to the "Create dossier" button in the General information section.
- List of sections and number of documents:** Points to the "Table of contents" section.
- Provide information required for your substance:** Points to the "1.1 Identification" section in the General information section.





Export the dossier dataset



Company

Export

demo substance  
48658a66-59e7-490f-9632-788b2b54093b

**Submission type**  
REACH Registration 10 - 100 tonnes

**Table of contents**

- 1. General information\* (1)
- 2. Classification & Labelling and PBT assessment\* (1)
- 3. Manufacture, use and exposure\* (1)
- 4. Physical and chemical properties\* (17)
- 5. Environmental fate and pathways\* (1)
- 6. Ecotoxicological information\* (1)
- 7. Toxicological information\* (1)
- 8. Analytical methods (0)
- 11. Guidance on safe use\* (1)
- 12. Literature search (0)
- 13. Assessment reports\* (0)
- 14. Information requirements (0)

**Dossier information**

Submission type REACH Registration 10 - 100 tonnes

Dossier name

Subject demo substance

Submitting legal entity

Created on 18/09/2017 11:31

Validate

Verify the completeness of the dossier

List of sections and number of documents

**Substance information**

Substance name	demo substance		
IUPAC name	TestSubstance		
UUID	IUC5-eb57adfa-2d6b-4e44-85df-5beee49bf9d6	Legal entity	
CAS number	11-11-1	EC number	200-827-9

1 General information\* (1)

1.1 Identification (1)

demo substance  
Last Modified: 18/09/2017 11:31

# What are the functionalities available?

IUCLID Cloud has now a simpler interface with focus on REACH 2018 registration deadline tasks:

- Import, create and manage your substance datasets and dossiers easily.
- Integrated step-by-step approach (developed exclusively for IUCLID Cloud) to create your dossier.
- Possibility to traverse from the validation assistant report to the records that need attention (and vice versa).
- Integrated with REACH-IT and Chesar


If you want to benefit from the full set of IUCLID functionalities, you can launch the "IUCLID Cloud Client".

# Where to find more information about the IUCLID Cloud



Watch IUCLID Cloud first webinar here

<https://echa.europa.eu/support/dossier-submission-tools/echa-cloud-services>



ECHA's Youtube Channel has lots of IUCLID videos

<https://www.youtube.com/playlist?list=PLOGDACSD6qyDkdXwPua1Fjb5bJksY75k>



Find many resources in our IUCLID Cloud web page

<https://echa.europa.eu/-/getting-to-know-the-iuclid-cloud>

# Where to find more information about the IUCLID Cloud

## LinkedIn group

<https://www.linkedin.com/groups/12043483>

Platform to exchange, discuss and provide feedback on the use of IUCLID and on future evolutions of the product.  
Follow us!



# Thank you!

Subscribe to our news at  
[echa.europa.eu/subscribe](https://echa.europa.eu/subscribe)

Follow us on Twitter  
[@EU\\_ECHA](https://twitter.com/EU_ECHA)

Follow us on Facebook  
[Facebook.com/EUECHA](https://facebook.com/EUECHA)